

1/8th scale Modern Stainless Steel Passenger Car Parts Project

Four (4) years ago, discussions were had and a decision was made among several people to develop a method of building modern stainless steel type of passenger cars that were faster to build, good looking, durable, customizable, detail-able and crossed over from the steam era into the diesel era and still in use somewhat today. An unofficial joint venture was agreed to. Having experienced CAD design, engineering, and manufacturing skilled individuals involved was a priority. The project was divided into 3 main parts. The basic body parts making up the lion's share of the body needed to have structure support capabilities built into them monolithically, good looking modern passenger car trucks with brakes a must. The 3rd component is opening possibilities for detail part makers, not only conventional metal, but 3D printing plastic items also. No doubt Covid set us back at least a year, but we persevered, and things have finally come together. Those involved have built many cars internally for R&D and there are many more in the works. An 85' passenger car scaled to 1/8th scale is still 10+ feet long. They are heavy, they should be, each one is as long as 2 -40 freight cars with 4 trucks under them. Making something 10' long that looks like a park bench to a guest/visitor must be able to withstand abuse also, so they are strong. Using Anodized aluminum for the body means they can be painted, but don't have to be and look like a stainless-steel car should today.

Extruded anodized aluminum Body Parts by Pete Pedigo / DBA BSC Fabricators

2 and 3 axle Modern swing motion Passenger Car trucks by Tom Bee Online.

Bulkhead Diaphragms by Pike River Northern.

Details such as grab irons and brake wheels by Precision Steel Car

3D printed detail parts by Scroggy Valley Rail Solutions (see them on Facebook)

The following are some of the cars built from this joint venture.





All of the 8 extruded body parts for these four DRG&W cars are fluted. The Windows can be laser or waterjet cut or conventionally milled. The entry and baggage doors are milled into the surface. Smoked Plexiglas is overlapping the window openings on the inside of the car and attached with clear silicone giving them a very clean look. There are 4 cars in this set. Built by Kent Bolerjack.

On the next page there are 3 Santa Fe coaches 3102, 3113 and 3114 in this train set. They are all identical behind a set of PA-1 type of locomotives that made up The San Diegan train of the 1970's. The Windows can be laser or waterjet cut or conventionally milled. The entry doors are milled into the surface. Smoked Plexiglas is overlapping the window openings on the inside of the car and attached with clear silicone giving them a very clean look. There are 3 cars in this set. Built by John DePaemelaere.



The following two Union Pacific cars were completed and ran at the 2022 Triennial at Train Mountain. The owner/builder David Newell said they performed perfectly with never a wheel on the ground and with many, many miles of running. He liked the swing motion truck action also.



The following are 5 cars in New York Central, now in a Penn Central train named the "James Whitcomb Riley". There are 4 coaches and a diner #466. There are 3 different lengths of cars in this set to be pulled by a set of Penn Central E8's. All car's logo boards are smooth aluminum flat stock clear silicone attached into position on the fluted nameboards. Note the long logo boards are from the former New York Central heritage with that name replaced with a shorter "Penn Central" where applicable. Built by Larry Walters.





On the next page is the first car nearing completion of a 16 car set for a Ringling Brothers Barnum and Bailey Circus train. This car has the TomBee 3 axle trucks. 5 of the 16 cars will have the 3 axle trucks as did the prototype train. These 3 axle trucks were used for the elephants, horses and other stock or special cars. The remaining 11 cars in the train will have the Tombee two axle trucks with the same Timken capped bearings. All the trucks on this train have brake kits installed. This car number 63010 is called the "Pie" car. It is the commissary for the entire train. This is the shortest car in the train. The 3 axle trucks are for a good ride with dining. The remaining 15 cars are 85' cars. All the remaining 15 cars for this train are being assembled now. There are a lot of 3D plastic parts

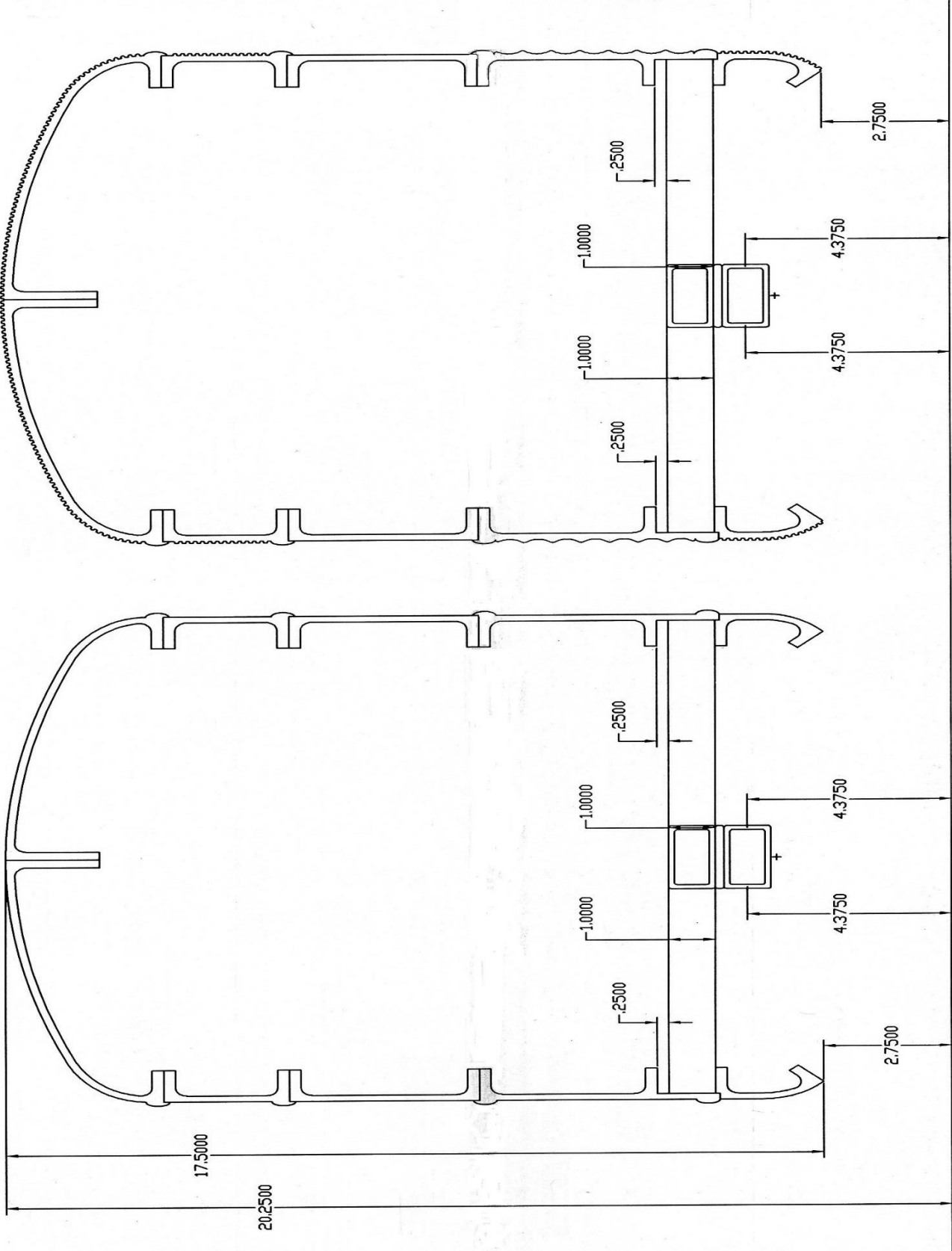
being made for this train such as 44 large roof vents for animal cars, many air vents for a generator car and many inset vestibule lights. More yet to be determined.




Note the above car is a totally smooth Budd Car. Ringling bought cars from all the major railroads. Each of which had their own specifications for fluted areas and smooth areas on the exterior sheeting of the cars. Their fleet was a mixture of smooth and fluted cars. One thing they all had in common was that Ringling removed all skirting under the cars to expose the appliances for easier maintenance. They also removed any fluting on the sides under the windows. That would expose a smooth flat surface so the red logo banner would lay flat. That made each car look exactly alike as the train flashed by potential circus enthusiasts.

On the next page is what a cross section of a smooth body vs fluted body looks like showing all eight body parts included in each kit. Each part comes in either fluted or smooth exterior surface so you can mix and match them for the railroad of your choice. Example: If you wanted to build a Nickel Plate Road car you would use smooth roof panels, smooth name board panels, fluted side panels, and fluted skirts. (The area where



the windows go is always smooth and comes monolithic with the bottom fluted or smooth).



TomBee Modern Passenger Car Trucks - **2 axle** – Check TomBee Online's Website for pricing and ordering. WWW.tombeeonline.com



TomBee Modern Passenger Car Trucks - **3 axle** – Check TomBee Online's Website for pricing and ordering. WWW.tombeeonline.com



Pike River Northern – Bulk head Diaphragms

Contact: dave@pikerivershops.com for pricing and ordering



Contact Precision Steel Car for Brake wheels, grab irons and other detail accessories. info@precisionsteelcar.com

Website: www.precisionsteelcar.com

Pete Pedigo dba / BSC Fabricators

We sell the 8 pieces of the body for a 1/8th scale model of a Stainless Steel passenger car as a kit.

The price of the basic body consisting of the 8 pieces is \$1700.00 tax and shipping to you will be added or you can pick them up in Bloomington, Indiana. Add another \$150.00 per kit if you want us to precision drill the holes for bolting the panels together. Watch this video to see if you can drill the holes.

<https://youtu.be/-xl4e8FC0bU>

The drilled holes do not show so if you make a mistake no harm. Just lost time. Email me for more information if you are interested in this project. We currently have about 25+- car kits

ready to ship or be picked up.



After these are gone, because of the extruders minimum and other overrun purchasing requirements, we will go into pre-payment mode before we reorder to make sure the market is there for a huge pre-production deposit.

PetePedigo@comcast.net